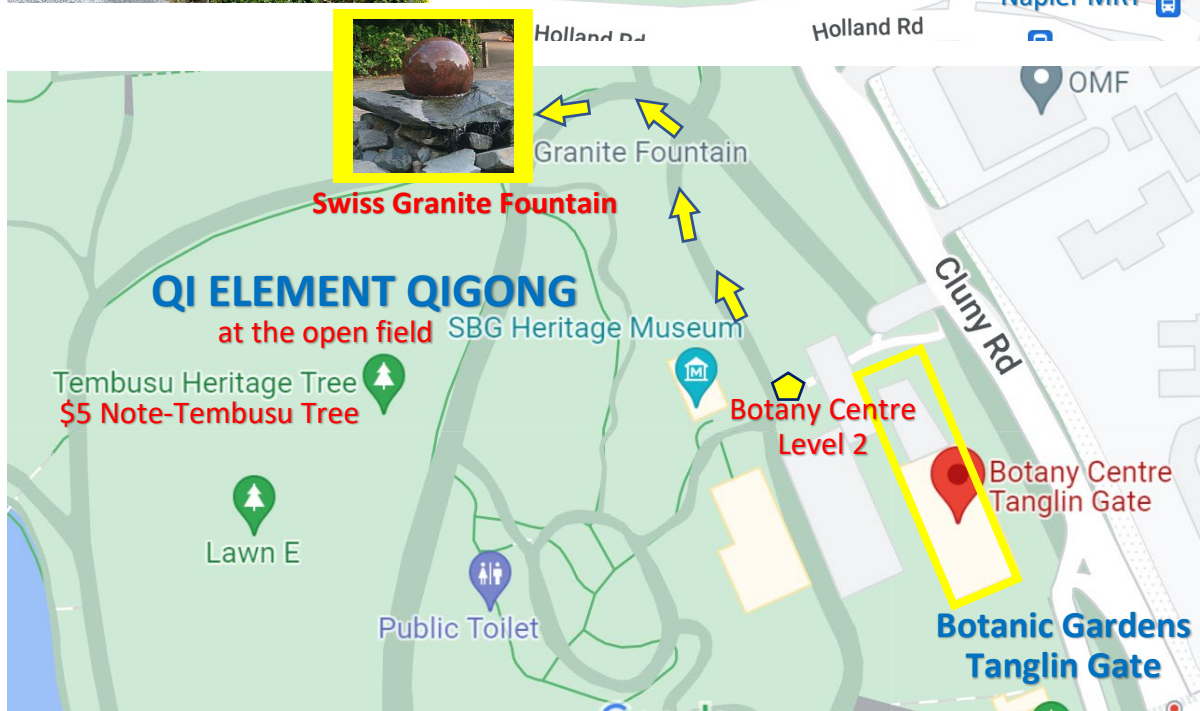
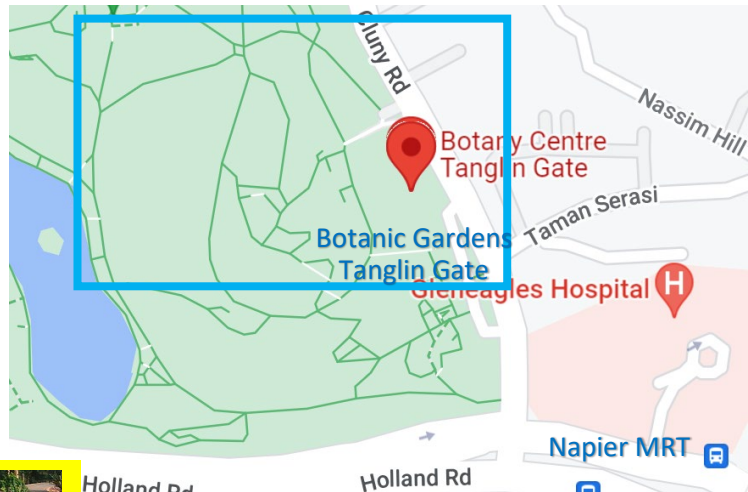



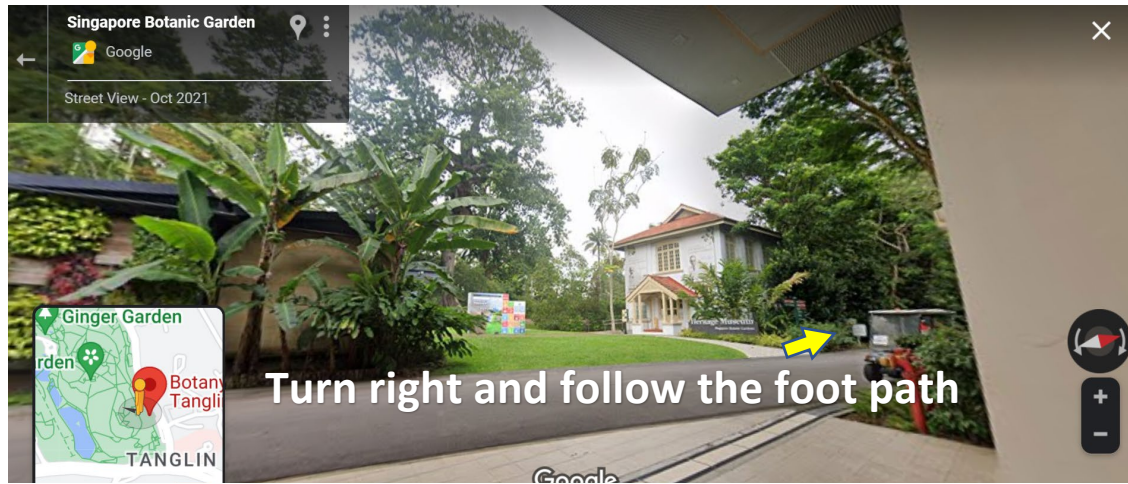
BOTANIC GARDENS HAS 2 ENTRANCES

MAKE SURE YOU GET TO THE TANGLIN GATE ENTRANCE

near junction of Cluny Road and Holland Road



BY CAR	BY OTHER TRANSPORT
<ol style="list-style-type: none"> 1. If you drive, turn into Botanic Gardens at the Tanglin Entrance. 2. Go down the carpark ramp and turn right immediately once you passed the gantry. 3. Park there and you will see the lift. 4. Take the lift to Level 2 at Botany Centre 5. Exit from Lift Lobby and turn left, and you will see a big opening on your left 	<ol style="list-style-type: none"> 1. By MRT, Napier Station Exit 1 towards Botanic Gardens. Walk thru Tanglin Gate 2. By Taxi, you will arrive at the Botanic Gardens Tanglin entrance car porch 3. Turn right and walk to the Botany Centre 4. Make sure you are on Level 2 5. Walk straight towards North and you will see a big opening on your left
<ol style="list-style-type: none"> 6. Walk through the “big opening” into the garden path. See images below 7. Turn right and walk straight on the path, you will see “Heritage Museum” on your left. 8. Continue walking on the path, turn slight left 9. You will arrive at “Swiss Granite Fountain” 10. Next to it will be the open field, the venue for QI ELEMENT QIGONG 	





ATTIRE GUIDE

Wear **long pants** with comfortable **t-shirt top**

No sleeveless or crop-top allowed. No caps allowed

Wear **track shoes** or covered-toes shoes

Bring along a **water bottle**, preferably a flask with warm water

S\$26/ lesson
UEN201920958N

